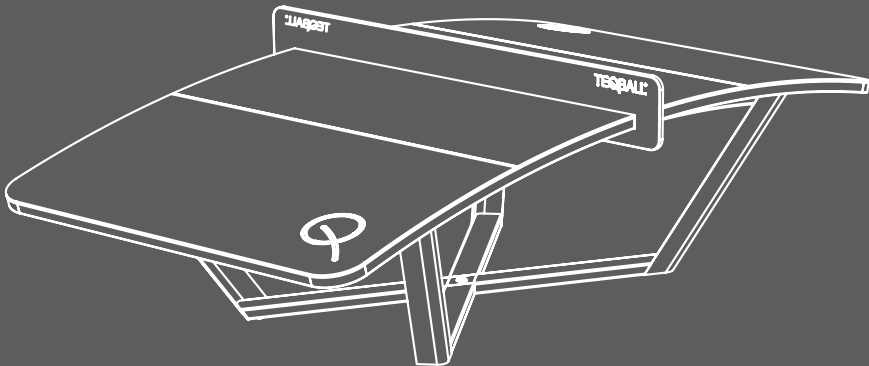


TEQBALL®
ARE YOU TEQ?

ONE

indoor / outdoor



OWNER'S MANUAL

 **Table-Tennis-Tables**.co.uk

TEQBALL® ONE

Dear Customer,

Thank you for choosing our product. To make the most of your Teqball One table, we would like to give you some hints and safety instructions in this manual.

The Teqball One table is a specially-designed piece of sports equipment which has been empirically tested and scientifically developed. Applying the laws of mathematics and physics, the ball bounces off the Teqball One table so the players can control and handle the ball in all cases. The net is made of transparent PMMA plate, which means the ball will bounce consistently.

Teqball One table is a durable and safe product which can be used indoor and outdoor. The steel undercarriage is coated with corrosion-resistant paint and the tabletop consists of an exterior HPL sheet.

The Teqball One table is under international patent, trademark and copyright protection.

Find out more about Teqball at
www.teqball.com



SPECIFICATIONS

The size specification of the Teqball One table is:

- Q Length: 3 000 mm
- Q Width: 1 700 mm (including the net)
- Q Height: 900 mm (top of the net)

The curvature of the playing surface is determined by the distance of the highest and lowest points of the surface and by the horizontal distance from the lowest (farthest) point of the surface to the height of the net.

The highest point of the playing surface – measured from the ground – is 760 mm, while the lowest point is 565 mm. The horizontal distance between the lowest part of the surface and the net is 1490 mm.

The Teqball One table consists of the following materials:

- Q CDP and powder-coated S235 structural steel
- Q Exterior HPL laminate
- Q PUR adhesive
- Q Transparent PMMA plate (acrylic glass)

Fasteners and additional components:

- Q Coated stainless steel screws
- Q Adjustable polymer feet
- Q Stainless steel washers

The weight of the Teqball One table is 147 kg (excluding the packaging).

CLEANING

Please start the cleaning procedure of the Teqball One table for unknown stains with basic cleaning. For the last step of the cleaning process you have to perform a final cleaning procedure to prevent streaking. In case there is any type of stain which is not listed below and you cannot clean the table by following the listed cleaning processes please contact us at support@teqball.com.

Basic cleaning

- 🔍 Clean the surface with warm water and use a mop (DO NOT use any abrasive sponges).

To clean dust, coffee, tea, fingerprints, fruit juice or grease/fat please use both the following cleaning process and the final cleaning process:

- 🔍 Clean the surface with warm water and use a mop (DO NOT use any abrasive sponges). Add household cleaners without abrasives to the warm water.

Final cleaning

- 🔍 Detergents must be removed with water completely to avoid streaking. Finally, clean with warm water and wipe off the surface with an absorbent cloth or paper towel.

MAINTENANCE

Regular maintenance is essential to keep the Teqball One table safe and reliable. Lack of maintenance or inadequate maintenance can lead to dangerous situations, accidents and health problems.

- Q Depending on the frequency of use, at least twice a month check all fasteners to ensure that they function properly. The fasteners are coated with adhesive which is inactive until the coated fasteners are used. During assembly the adhesive is activated. The adhesive can prevent the self-loosening of fasteners, but the effect of the adhesive decreases with every assembly. Please do not remove the adhesive from the fasteners.
- Q Damaged or worn components may endanger your safety or shorten the lifespan of the Teqball One table. Stop using the Teqball One table immediately and contact us at support@teqball.com.

WARNINGS

To safely enjoy playing TeqSports, please read and understand all the enclosed instructions and information before using this product. Use the Teqball One table at your own risk.

Each person who uses the Teqball One table must be informed about the following safety instructions and about the proper use of the Teqball One table. Teqball One table is a specially-designed piece of sports equipment and it is not suitable for any other purposes. Never leave children unattended or uncontrolled in the vicinity of the Teqball One table. Non-observance may cause damage or even accidents which the company is not responsible for. Adult supervision applies to setting up and storing as well as playing on the Teqball One table.

- ❏ Do not use the Teqball One table in extreme weather conditions.
- ❏ Do not touch the Teqball One table in hot weather conditions, as it may heat up and cause burn.
- ❏ Avoid any damage of the playing surface and the supporting framework, otherwise the lifetime of the Teqball One table shortens quickly.

The Teqball One table must be set up properly. This is not only for a better gameplay experience but for your safety as well. Please follow these instructions:

- ❏ Set up only on level floor surfaces. If the surface is not even, the connecting parts may not fit together properly.
- ❏ If the Teqball One table does not seem level, it is probably because the floor surface is not level. Carefully move the Teqball One table (set it in playing position) in different directions to find the best location for it. If the floor surface is extremely uneven, the Teqball One table may not function properly.

Teqball One table is a heavy product and improper use can cause injuries. Please be aware of the following instructions:

- ❏ It is strictly forbidden to sit, jump, or stand on the Teqball One table or any part of it.
Do not hit or kick the Teqball One table, specifically the edges, as it can cause injuries.
- ❏ Do not stay underneath the Teqball One table.
- ❏ Damaged or worn components may endanger your safety. In this case, stop using the Teqball One table immediately.
- ❏ Do not replace defective parts yourself, and do not alter the construction (removal of original parts, addition of other components etc.) because the Teqball One table may become unstable and collapse, causing damage or injuries.

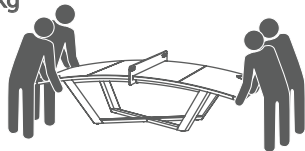
The Teqball One table should be moved carefully once it has been assembled. It is a heavy object (147 kg) and dangerous to lift.




DO NOT STAND, JUMP, OR SIT ON THE TABLE



DO NOT STAY UNDERNEATH THE TABLE



MOVE THE TABLE CAREFULLY



DO NOT LEAVE CHILDREN
UNATTENDED AROUND THE TABLE

LIMITED 2 YEARS WARRANTY

Teqball International Limited (hereinafter: Company) warrants to the original retail purchaser (hereinafter: Purchaser) that this product will be free from defects in material and workmanship for a period of two (2) years from the date of purchase. Should this product become defective due to material or workmanship within the warranty period, contact our Customer Service Department for repair or replacement, which will be provided free of charge at our discretion, www.teqball.com/warranty or at support@teqball.com.

This warranty is not transferable and does not cover normal wear and tear or damage caused by improper handling, installation or use of this product. This warranty is void if the product is

- ❏ In any way abused, damaged, or modified from its original state, or if used for other than residential use.
- ❏ Damaged through improper usage, negligence, misuse, transportation damage, acts of nature, or accident (including failure to follow the instructions supplied with the product).
- ❏ Used in commercial applications or rentals.
- ❏ Modified or repaired by anyone not authorized by the Company.

This warranty gives the Purchaser specific legal rights, and the Purchaser may have other rights which vary from state to state.

Warranty period: 2 years' warranty on the tabletop (which includes 2 pieces of tabletops), 2 years' warranty on the net (which includes 1 piece of transparent PMMA plate), 2 years' warranty on the undercarriage (which includes 2 pieces of left legs, 2 pieces of right legs, 2 pieces of leg-connector L-profile steels, 1 piece of bent beam with pin, 2 pieces of bent beams without pin, 1 piece of middle cross).



WHAT THE COMPANY WILL PAY FOR

If during the warranty period, any part or component of the product is found by the Company to be defective, the Company will either repair the product, replace the product with a new product (either the same or an equivalent or an upgraded model), replace the defective part(s) or make the original retailer of the product exchange the product with a new product (either the same or an equivalent or an upgraded model) or refund the original purchase price of the product, without charge for labour or parts.

The Company's obligation to repair, replace or exchange the product or part(s), however, shall be limited to the amount of the original purchase price of the product.

The warranty is limited to defective parts acknowledged as faulty by the Company. The warranty does not apply to damage caused by assembly not conforming to these instructions, not complying with the instructions for use and safety, normal wear of parts, lack of maintenance, use of aggressive products for maintenance and more generally, a cause detrimental to the quality of the table (impact, falls, etc.), damage to paintwork caused by climatic, thermal, chemical or industrial pollution.

Any claim must indicate the type of table, the serial number that is to be found on the underside of the tabletop and the part(s) in question, and it must be accompanied by a proof of purchase showing the original date of purchase.

SPECIFIC WARRANTY CONDITIONS

Before using the Teqball One table in environments with constant extreme weather conditions (extreme cold weather, extreme hot weather, corrosive environment near the sea, etc.) please contact us at support@teqball.com. In this case a specific proposal is given in order to safely enjoy the Teqball One table.

Paint warranty

The Teqball One table is provided with a warranty for a period of 2 years from the date of purchase against any manufacturing defects with the paintwork.

The only preconditions are:

- Q The defect must be reported as soon as it is discovered to support@teqball.com. This must be within the warranty period.
- Q The defect must not be due to external influences such as damage, climatic, thermal, chemical or industrial pollution, insufficient care or maintenance.

Frame protection warranty

Teqball One table is provided with a warranty for a period of 2 years from the date of purchase against corrosion.

The only preconditions are:

- Q The defect must be reported as soon as it is discovered to support@teqball.com. This must be within the warranty period.
- Q The defect must not have been caused originally by damage, neglect, insufficient care or maintenance or by external corrosion (rusting).
- Q The company must be advised about any rusting as soon as it is found at support@teqball.com.

ENJOY TEQSPORTS!



Further information

www.teqball.com

info@teqball.com