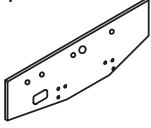
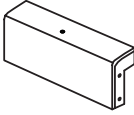
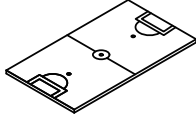




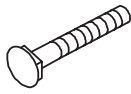


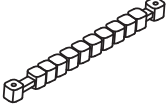


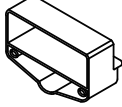
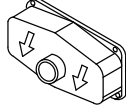
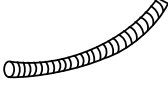






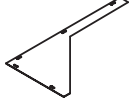


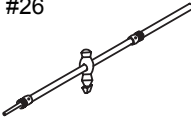
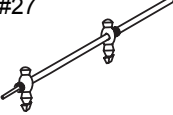
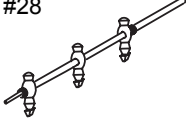










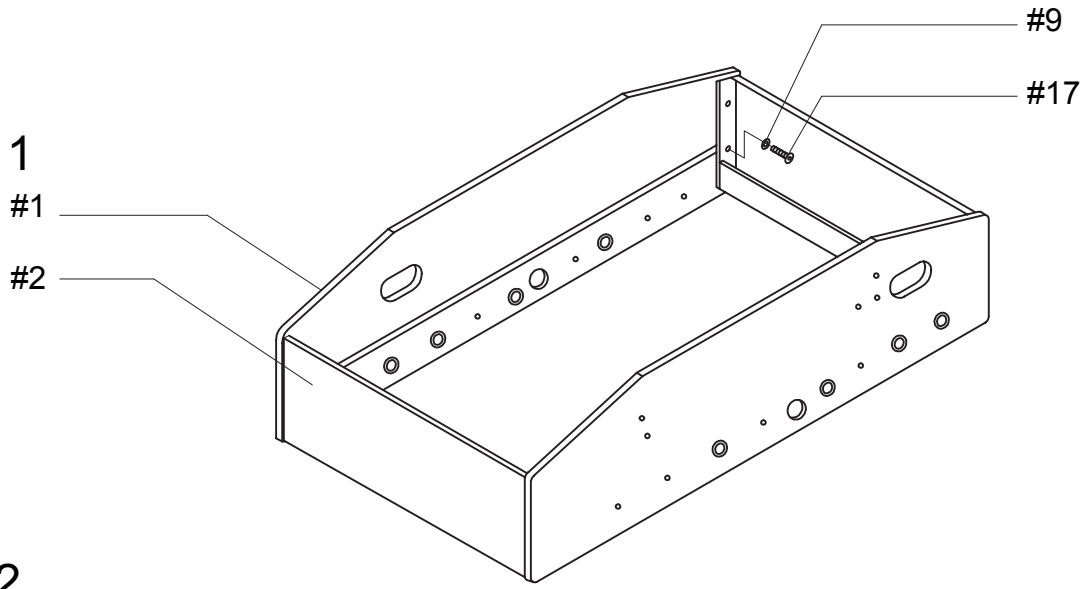
KNIGHT TABLE SPORT

Premier Academy

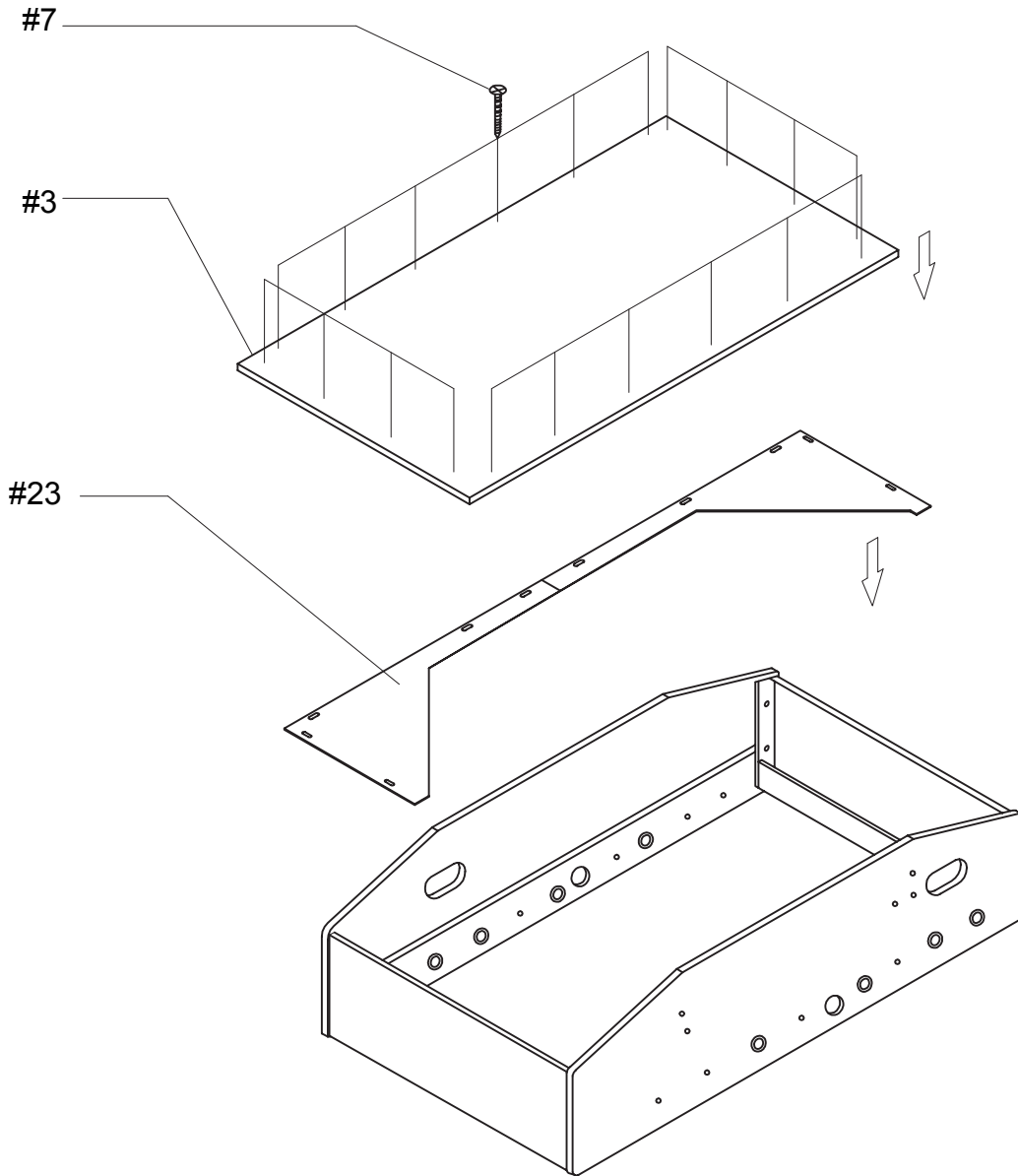
PARTS LIST & ASSEMBLY INSTRUCTIONS

#1  Long-side Panel 2PCS	#2  Short-end Panel 2PCS	#3  Playfield 1PC	#4  Legs 4PCS	#5  Leg Panels 2PCS
#6  Playfield Support 2PCS	#7  F3.5*1-1/4 Screws 20PCS	#8  5/16**2-3/4 Bolts 12PCS	#9  5/16**3/4 Washers 20PCS	#10  5/16 Nuts 12PCS
#11  Slide Scorers 2PCS	#12  F4*1-1/2 Screws 4PCS	#13  T4*1/2 Screws 28PCS	#14  Ball Receivers 2PCS	#15  Ball Collectors 2PCS
#16  Ball Return Tube 2PCS	#17  5/16**1-1/2 Bolts 8PCS	#18  3/8 Spring Washers 8PCS	#19  3/8**7/8 Washers 8PCS	#20  3/8 Lock Hexnuts 8PCS
#21  Ball Serve Port 2PCS	#22  8#*5/8 Screws 2PCS	#23  White Plastic Playfield Corners 4PCS	#24  Leg Levelers 4PCS	#25  8#*1-3/4 Screws 8PCS
#26  1-Player Rods 2PCS	#27  2-Player Rods 2PCS	#28  3-Player Rods 2PCS	#29  5-Player Rods 2PCS	#30  Rod Handles 8PCS
#31  Foosball 4PCS	#32  Wrench 1PC	#33  Wrench 1PC	#34  Playfield Support Mount 4PCS	

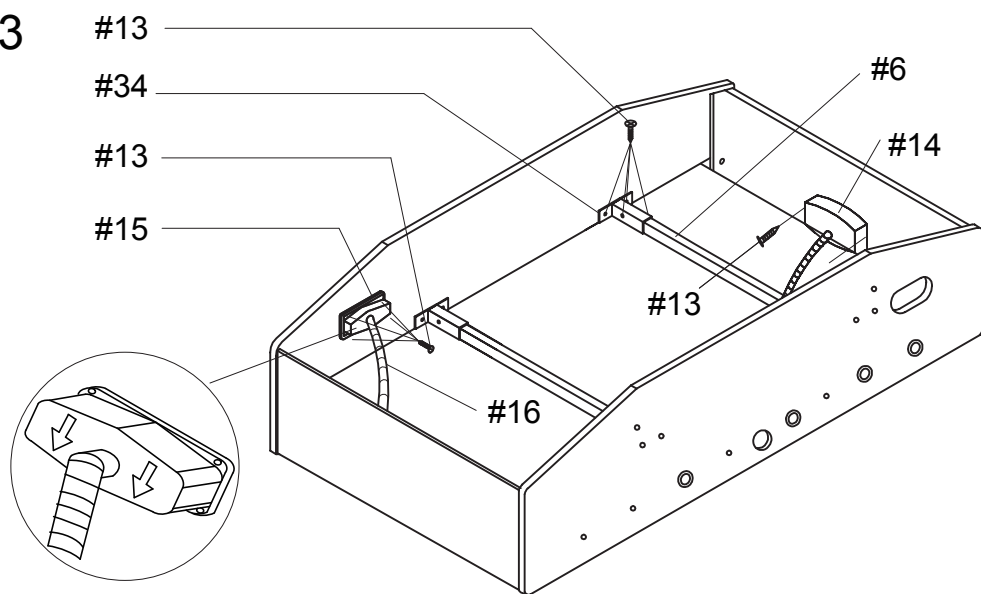
STEP 1



STEP 2



STEP 3



STEP 4

